




SPECIFICATIONS

Name	Surface Art Desert Slate
Colors	2: Indian Dark, Indian Beige
Material	European Impervious Porcelain
Rating	Heavy Commercial, Interior/Exterior
PEI	V
Variation	Level 4
SCOF Wet	0.62
SCOF Dry	0.75
Installation	Floor, Wall
12 x 12 Thickness	0.3125
12 x 24 Thickness	0.3125
18 x 18 Thickness	0.3125

COLOR OPTIONS





Indian Dark (Shown Above)




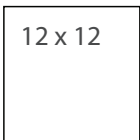
Indian Beige

AVAILABLE SIZES

12 x 12, 12 x 24, 18 x 18, 3 x 12 Bullnose,
2 x 2 Mosaic 12 x 12



3 x 12 Bullnose



2 x 2 Mosaic
on 12 x 12