

surface art

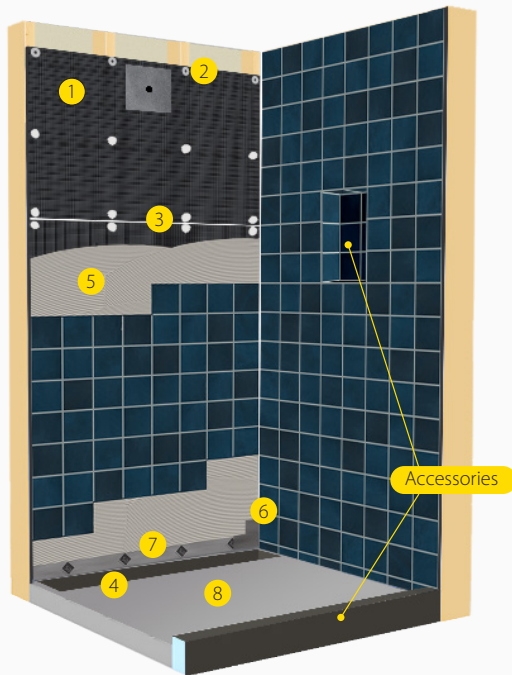
INSTALLATION PRODUCTS






THE COMPLETE SOLUTION

Surface Art's Watertight Shower System® has all of the parts and pieces you need to complete your shower and bathroom projects.



1 WATERTIGHT WALL BOARDS

High-density XPS foam: strong, lightweight, and vapor resistant. Available in 3 sizes and multiple thicknesses for less cuts and waste. Sold individually; 1/2" boards of all sizes also sold in packs of 5.



48 x 60

Available in 1/2"

36 x 60

Available in 1/2"

32 x 48

Available in 1/8",
1/4", 1/2", 5/8"

2 SCREWS & WASHERS

Pronged washers and sturdy screws for easy fastening and securing Watertight Wall Boards to framing. Available in packs of 100 and 1000 each.



3 MASTERSEAL NP 1

Use MasterSeal NP 1 Polyurethane to cover all exposed edges, seams and screws/washers to comply with the SAI Watertight Warranty. Available in 10.1-oz tubes or 20-oz sausages.



4 MASTERSEAL HY 35

HY-35: urethane based hybrid sealant used to bond all ABS components including end caps to trough allowing versatile adhesion and long term durability for waterproofing joint solution. Available in 10.1-oz tube.



8 SHOWER PANS

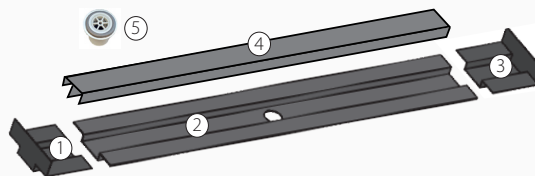
Watertight Shower System® Shower Pans are pre-sloped and available in multiple styles and sizes - or design your own custom shower. Made from high-density EPS graphite-infused foam reinforced with fiberglass mesh for added strength and rigidity. Fabricated in the USA.

Single Slope Pans - 2% Slope Side with wall-to-wall linear drain shown first and underlined

SIZE (L x W)	<u>36" x 48"</u>	<u>36" x 72"</u>	<u>48" x 48"</u>	<u>48" x 72"</u>	<u>72" x 36"</u>	<u>72" x 48"</u>
OUTER EDGE THICKNESS	2"	2.25"	2"	2.25"	1.75"	2"

Patented Wall-to-Wall Linear Drain Assembly

- Tileable grate for a seamless look
- Easy clean-out access
- Comes in 48" or 72" length for easy adjustments
- 8" End-cap for a clean, true wall-to-wall finish
- No need for drain adjacent angle cuts
- Flat End-caps available for non-wall application



1. (L) End Cap
2. Center Drain
3. (R) End Cap
4. Tileable Grate
5. Drain Assembly

Custom "Quick Ship" Pans See back cover for ordering instructions.

Do you have a unique-sized shower? Our revolutionary custom pan is the best solution. No need for extensions or dry packing; we custom fabricate shower pans to fit most sizes or shapes. Custom orders require an additional approval process.



5 SAI THINSET MORTAR

Premium anti-slump formulas are designed for use at 3/8" to 1/2" thickness to give improved support under large-format tile. Available in two performance levels, in gray or white.

Platinum Superior Performance
Interior/Exterior
Polymer Modified




Gold Premium Performance
Interior Only
Acrylic Modified




6 SAI WATERTIGHT SEALING COMPONENTS

Designed to keep corners, wall board seams, and plumbing protrusions watertight. Installs with SAI Thinsset Mortar.



Pre-made Inside and Outside Corners




Mixing Valve Collar



Pipe Collar

7 SAI WATERTIGHT TAPE

Designed to keep corners and wall board seams watertight. Installs with SAI Thinsset Mortar. Available in 4.7" x 32.81' rolls and 4.7" x 98.43'




A SHOWER ACCESSORIES

Choose from these pre-made accessories to further customize your shower.

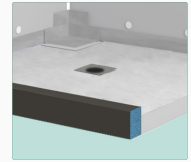
Pre-Made Shower Niches

Shower niches are pre-built with watertight wallboard and simple to install. Includes moveable 2" shelf. Available in 3 sizes: 12" x 14", 12" x 20", 12" x 26"




Pre-Made Shower Curbs

Curbs are made from the same material as our watertight wall board. 3" wide by 4.5" tall and available in 3 lengths: 30", 48", and 60".



Mini Curbs

3" wide by 2.25" tall. Available in 3 lengths: 36", 48", and 63".



2" Structural Board

24" x 48" x 2" boards perfect for custom shower features that require additional strength, like shower benches and pony walls.



SAI Watertight Membrane

For additional protection against mildew and water damage, or to cover a steam shower wall. Available in rolls: 3.28' x 32.81" (1m x 10m) 3.28' x 98.43" (1m x 30m)

Standard Center Drain Pans - 2% Slope All feature Center Drains; 36" x 72" also available with Off-Center Drain

SIZE (L x W)	36" x 48"	36" x 60"	36" x 72"	36" x 72"	48" x 48"	48" x 72"	60" x 72"
OUTER EDGE THICKNESS	1.625"	1.75"	1.875"	2.25"	1.625"	1.875"	1.875"

Thin Center Drain Pans - 1% Slope All feature Center Drains; 36" x 72" also available with Off-Center Drain

SIZE (L x W)	36" x 48"	36" x 72"	36" x 72"	48" x 48"	48" x 72"	
OUTER EDGE THICKNESS	.875"	1"	1.21"	.875"	1"	
						12" x 12" Reinforcement Plate

Drain System Height-adjustable, patented double compression center drain system



Grate Colors Choose from 5 stocked grate colors or a Tileable Drain Cover



WATERTIGHT SHOWER SYSTEM®

WATERTIGHT SHOWER SYSTEM MASTER KIT

Everything You Need to Design Your Dream Shower

COMING SOON

Available IN 32X60 CENTER AND OFF-CENTER DRAIN

BOX FRONT



WATERTIGHT SHOWER SYSTEM® SHOWER PAN MASTER KIT

32X60 CENTER DRAIN STANDARD PAN



INDUSTRY STANDARDS AND APPROVALS
ANSI: Exceeds A118.10 (Waterproofing Membranes for Thin-Set Ceramic Tile) and A118.12 high performance standard (Crack Isolation Membranes for Thin-Set Ceramic Tile)
ASTM: E96; Procedure E - Desiccant Method at 100 F (38 C), Meeting requirements of C-5 perms.
IAPMO - listed for shower pan liners
IAPMO File #3996
ICC Evaluation Service Report ESR 3474



sa surface art

BOX BACK

WATERTIGHT SHOWER SYSTEM®

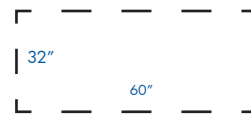
SHOWER PAN MASTER KIT

32X60 CENTER DRAIN STANDARD PAN

Parts Included:

- 2- 5 Packs 32x48 1/2" Wall Board
- 1- Drain Assembly Kit
- 1- Brushed Nickel Drain Grate
- 8- Tubes Masterseal NP1
- 1- Sealing Kit
- 1- 100 pack Screws and Washers
- 1- Roll 3.28" x 98.43" Watertight Tape
- 1- 60" Curb
- 1- 12x14 Niche

* Fits a standard 3x5 shower tube enclosure




sa surface art

SURFACE ART DCI ONE PASS MAT

The 3-layer construction offers much more than uncoupling. With its crack-bridging properties and optimized shearing force protection, it allows tiles to be laid on almost any subfloor surface. It can be used over plywood, OSB, concrete, gypsum, heated floors, etc. and even on old and damaged floors, provided that these are still load bearing.

Our DCI One Pass is versatile. When it is time to install, it can be used with modified or unmodified thin-set mortar. The unique mesh-fabric top layer makes it easy to fill cavities and requires less mortar compared to other uncoupling membranes. This polypropylene mesh top layer provides excellent adhesion strength for any tile installation.

For the best installation, we recommend using DCI One Pass Mat with Surface Art Platinum Superior or Gold Premium mortar.



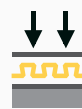
FEATURES & BENEFITS



Provides uncoupling to prevent surface cracks caused by substrate movement.



Acts as waterproofing and vapor resistant layer to prevent cracked tile and grout.



Able to bear heavy loads, while its 1/8" membrane thickness provides low buildup beneath surfaces and is the perfect lightweight alternative to 1/4" backer board.

HOW TO INSTALL

1. The floor must be suitable for tile or stone. If necessary, apply a primer onto the surface where the DCI One Pass is being used.
2. Cut the DCI One Pass Mat to the required size with a utility knife.
3. Use a suitable thin-set mortar according to ANSI guidelines, using a trowel with notches of approximately 4 mm (0.16 inch) in width. Apply the adhesive evenly to the surface.
4. Lay the DCI One Pass white fleece side down onto the fresh adhesive and press down evenly with the flat side of the trowel, a grout float or a carpet roller. Periodically check for full coverage.
5. For waterproof installations use SAI Watertight Tape to cover the junctions between the perimeter of the room and the mat
6. Thin-set mortar appropriate for the tile should be used on top of the DCI One Pass



Just 1/8" thick and available in:

- 3.28 x 8.23 ft (1m x 2.5m), 27 sf
- 3.28 x 16.46 ft (1m x 5m), 54 sf
- 3.28 x 32.93 ft (1m x 10m), 108 sf
- 3.28 x 98.43 ft (1m x 30m), 322.85 sf

SURFACE ART HEATED FLOOR SYSTEM

Easily add comfortable and flexible radiant heat to your new tile flooring with Warmup Heat Membrane and Surface Art Heat Cable Kits, Sold separately in multiple sizes shown below.

surface art
HEAT

Surface Art Heat Floor Warming Cable Kits are easy to install with Warmup Uncoupling Membrane and a healthy and efficient way to get warm, comfortable floors. Each cable kit includes: 1 heating cable, and installation instructions. Thermostats include 1 heat sensor. All other accessories available separately.

Key Features:

- Versatile: Install under ceramic, porcelain, and natural stone tiles; or laminate and floating engineered wood floors
- Consistent temperature all day long
- Quiet, allergy-friendly heating
- **Available:** in 120 and 240 Volt Kits




120 Volt Cable

SKU	Standard Heating Area Square Feet	Dense Heating Area Square Feet	Current Amps*
IAWUSAHCA120V1727	17-20 SF	23-27 SF	2.2
IAWUSAHCA120V2133	29-33 SF	21-26 SF	2.7
IAWUSAHCA120V2540	35-40 SF	25-30 SF	3.3
IAWUSAHCA120V3353	47-53 SF	33-40 SF	4.4
IAWUSAHCA120V4267	58-67 SF	42-50 SF	5.5
IAWUSAHCA120V5080	70-80 SF	50-60 SF	6.5
IAWUSAHEA120V67107	93-107 SF	67-80 SF	8.8
IAWUSAHEA120V75120	105-120 SF	75-90 SF	9.8
IAWUSAHEA120V91147	128-147 SF	91-110 SF	12

240 Volt Cable

SKU	Standard Heating Area Square Feet	Dense Heating Area Square Feet	Current Amps*
IAWUSAHECA240V5080	70-80 SF	50-60 SF	3.3
IAWUSAHECA240V67107	93-107 SF	67-80 SF	4.5
IAWUSAHECA240V75120	105-120 SF	75-90 SF	5
IAWUSAHECA240V83133	117-133 SF	83-100 SF	5.6
IAWUSAHCA240V104167	146-167 SF	104-125 SF	7
IAWUSAHCA240V125200	175-200 SF	125-150 SF	8.4
IAWUSAHCA240V146233	204-233 SF	146-175 SF	9.8
IAWUSAHCA240V187300	262-300 SF	187-244 SF	12.6



Warmup Uncoupling Membranes are innovative uncoupling membranes designed to result in significant protection for tiled flooring by creating a new layer between the subfloor and the floor finish. The Membrane has been successfully tested to ANSI 118.12 standards and performed well on the Robinson test (ASTM C-627). It is the highest-rated membrane for floor heating systems.


Key Features:

- Flexible heating zones
- Cost and time-saving installation
- No tools required to fit the cable
- Highest heating outputs
- Uncoupling crack isolation
- Supports load distribution

Available:

Fleece Backed in 150sf Roll and 2'3" x 3'3" Sheet

Peel and Stick Available in 3'3" x 2'7" Sheet



Warmup Insulation Boards are the first insulation boards designed for use with electrical floor heating systems. These boards are used to ensure that the heat does not pass through to the sub-floor from the heat cabins, resulting in maximum efficiency.

Key Features:

- Lightweight
- No dust to clean up/breath in during installation
- 50% more even heating and 30% faster heat up times than standard boards
- Built-in Decoupling Layer
- Helps Reduce Energy Usage

Available: 2' x 4' boards

SURFACE PREPARATION

LEVELERS

Laticrete NXT Level Flow Underlayment



NXT Level Flow is a cement-based, pump friendly, high flowing, easy-to-use floor underlayment for use in leveling interior substrates. It produces a flat, smooth and hard surface for the installation of finished flooring.

Available in: 50-pound bag



Surface Art Gold Premium Performance Self-Leveler

High-strength, self-leveling, cement-based underlayment and repair mix with quicker curing time; used for interior concrete and engineer-approved floors.

Available in: 50-pound bag

LIQUID WATERPROOFING MEMBRANES & PRIMERS

Laticrete NXT Primer



Concentrated premium quality, water-based primer designed to be applied prior to the installation of NXT L. It penetrates deeply into substrates and maximizes bond strength.

Available in: 5-gallon bucket

Surface Art Platinum Superior Performance Primer



Low-VOC, magenta-colored, water-based acrylic primer that enhances the performance and adhesion of self-leveling underlayments (SLUs) on nonporous and porous substrates.

Available in: 2-gallon bucket

Laticrete Hydro Ban



A thin, load bearing waterproofing/crack isolation membrane that does not require the use of fabric in the field, coves or corners. Equipped with Microban antimicrobial product protection to fight the growth of stain-causing mold and mildew on the waterproofing membrane.

Available in: 5-gallon pail

Fracture Ban Primer



Concentrated premium quality, water-based primer designed to be applied prior to the installation of Fracture Ban Membrane. It penetrates deeply into substrates and maximizes bond strength.

Available: 1-gallon bottle

Laticrete Hydro Ban XP



Single component self-curing liquid rubber polymer that forms a flexible, seamless anti-fracture waterproofing membrane.

Available in: 1-gallon and 5-gallon buckets.

Fracture Ban SC



Thin, load-bearing, self-curing, liquid-applied rubber polymer that can be easily applied in a single coat to form a flexible seamless anti-fracture membrane. Allows you to install tile or stone in just 1-2 hours.

Available in: 1-gallon and 5-gallon buckets.

Laticrete Hydro Barrier Plus



A thin, load-bearing and self-curing liquid rubber polymer which can be easily applied to form a flexible seamless waterproof/anti-fracture membrane. Fabric sold separately.

Available in: 1-gallon and 3.5-gallon buckets

9235 WATERPROOFING KITS



9235 Waterproofing Membrane

An easy to install, thin (0.02"), liquid load-bearing waterproofing membrane designed specifically for ceramic tile, stone and brick installations. A perfect solution for wet areas. . Also sold separately in 2 sizes

Available in: 6-gallon pail, or 2-gallon pail.

Waterproofing/Anti-Fracture Fabric

A thin, flexible non-woven fabric designed for use with 9235 Waterproofing Membrane to form a flexible, seamless membrane that bonds to a wide variety of substrates. Also sold separately in 2 sizes.

Available in: 38 in wide by 300 ft long, and 6 in wide by 75 ft long

Large Kit: 6-gallon pail of 9235 liquid and 1 roll Waterproofing/Anti-fracture Fabric, 38 in wide by 300 ft long

Small Kit: 2-gallon pail of 9235 liquid and 1 roll Waterproofing/Anti-fracture Fabric, 6 in wide by 75 ft long

WATERPROOFING & UNCOUPLING UNDERLAYMENTS



Laticrete Strata Mats

Strata Mats are Laticrete's next-generation, high-performance uncoupling mat for use under ceramic tile and stone installations, for both residential and commercial applications.

- Mortar Hydration Vents create a mechanical bond between the mat and adhesive mortar - allows the mortar to cure faster providing a stronger bond of tile at 16 – 24 hours for faster time to grout
- Allows for use of the appropriate mortar per industry standards.
- Provides vapor management
- Eliminates transmission of in-plane substrate cracks of up to 1/8" (3 mm) when used in direct bond applications



Laticrete Strata Mat

For use under ceramic tile and stone installations, for both residential and commercial applications.

Available in: 150 sf and 323 sf rolls



Laticrete Strata Mat XT

For use under ceramic tile and dimension stone installations serving as an uncoupling layer and vapor management layer that accommodates moisture from beneath the tile covering.

Available in: 150 sf roll

SURFACE PREPARATION

MORTARS & ADHESIVES



Laticrete 15 Premium Mastic

A clean, white, ready-to-use latex adhesive designed for installations of ceramic tile and natural stone on interior floors and walls.

Available in: 3.5-gallon



Bostik LVT Lock Adhesive

A solvent-free, single-component, water-based acrylic adhesive specifically formulated for the installation of vinyl and LVT flooring.

Available in: 4-gallon bucket



Surface Art Large & Heavy Mortar Platinum Superior Performance

Single component, polymer-modified, anti-slump, thin-set mortar for interior and exterior installations. Superior adhesion to substrate and tile.

Available in: 50-pound bag, in grey or white



Surface Art Large & Heavy Mortar Gold Superior Performance

Anti-sag, anti-slump, acrylic-modified thin-set mortar for interior installations only. Good adhesion to substrate and tile.

Available in: 50-pound bag, in grey or white

Laticrete LHT Plus Grey & White



A polymer-modified large and heavy tile mortar specifically formulated to provide a one-step installation for large format ceramic tile, porcelain tile, marble and stone on floors and walls.

Available in: 50-pound bag, in grey or white

Laticrete 252 Silver



An economical polymer-modified, bagged, cementitious thin-set powder to be mixed only with water using the thin-set method of installation.

Available in: 50-pound bag, in grey or white

Laticrete Tri-Lite Grey & White



A lightweight, high-performance tri-purpose mortar designed for large and heavy tile, thin-bed and wall installations.

Available in: 30-pound bag, in grey or white

Laticrete 253 Gold



A superior polymer-fortified, bagged cementitious thin-set powder to be mixed with water to install tile and stone using the thin-set method of installation.

Available in: 50-pound bag, in grey or white

Laticrete MultiMax Lite Grey



The ultimate, lightweight one-step, polymer-fortified, large and heavy tile mortar for interior and exterior installation of ceramic, porcelain, & glass tile, stone, pavers and brick on walls and floors.

Available in: 25-pound bag, in grey

Laticrete 254 Platinum



The ultimate one-step, polymer-fortified, thin-set mortar for interior and exterior installation of ceramic/porcelain tiles, Gauged Porcelain Tile Panels/Slabs, stone, pavers and brick.

Available in: 50-pound bag, in grey or white

Laticrete Glass Tile Adhesive Lite



A high-performance, lightweight, non-sag, polymer fortified glass tile adhesive mortar that is specifically formulated for use in glass tile applications.

Available in: 12.5-pound bag, in white

Laticrete 257 Titanium



The ultimate lightweight one-step, polymer-fortified, thin-set mortar for interior and exterior installation of ceramic/porcelain tiles, Gauged Porcelain Tile Panels/Slabs, stone, pavers and brick.

Available in: 50-pound bag, in grey or white

GROUT

BOSTIK GROUTS

Bostik TruColor Pre-Mixed Urethane Grout



A pre-mixed, ready-to-use urethane and colored quartz-based grout for ceramic, porcelain, glass and natural stone tiles on floors and walls. Fast, easy installation and clean up. In 29 colors.

Available in: 9-pound and 18-pound buckets.

Bostik Hydroment Vivid Grout Mix



A rapid-curing, high-performance, cement grout developed with the scientific breakthroughs of Bostik's HyDrix and Color Suspension Technologies. In 35 colors.

Available in: 25-pound bag.

COLORS AVAILABLE FOR TRUCOLOR AND HYDROMENT VIVID GROUTS

H135 Antique White	H138 Champagne	H139 Char Black	H141 Flash Walnut	H142 French Gray	H143 Kahlua Cream
H144 Misty Gray	H145 Mobe Pearl	H146 Natural	H148 Sand Beige	H150 Summer Wheat	H151 Taupe
H152 White	H153 Almond	H158 Classic Bone	H160 Delorean Gray	H162 Jamoca	H163 Linen
H168 Silver Bullet	H184 Portabella	H189 Alabaster	H192 Latte	H195 Shadow	H196 Lunar
H198 Storm	H199 Timber	H200 Steel	H224 Mushroom	H283 Hemp	

ADDITIONAL COLORS AVAILABLE FOR HYDROMENT VIVID GROUT

H136 Brick	H147 Peaches & Cream	H171 Heron Blue	H178 Cashmere	H188 Buff	H197 Clay

Bostik Dimension Glass Grout

A patented, glass and water-based, ready-to-use, urethane grout that contains recycled micro glass beads and a translucent urethane binder that is both translucent and reflective. In 15 colors.

Available in: 9-pound and 18-pound buckets.




H600 Diamond	H610 Opal	H620 Topaz	H621 Amber
H622 Aventurine	H640 Citrine	H671 Hematite	H680 Onyx
H691 Polar White	H650 Jade	H660 Aquamarine	H670 Moonstone
H700 Silver	H710 Bronze	H720 Copper	

GROUT

LATICRETE GROUTS

Surface Art offers a wide range of Laticrete grout products including: epoxy grouts, one-step/premixed grouts and cementitious grouts. All feature Microban anti-microbial protection.

Laticrete PermaColor Grout



A high performance, fast-setting grout that provides a grout joint that is dense and hard. PermaColor Grout is color consistent and equipped with Microban Anti-Microbial Protection. In 40 colors.

Available in: 25-pound bag.

Laticrete SpectraLock 1 Pre-Mixed Grout



This patent-pending, professional-grade grout offers all the benefits of SpectraLock® epoxy grout without the hassle of mixing. In 40 colors.

Available in: 1-gallon bucket.

Laticrete SpectraLock Pro Premium Epoxy Grout



Patented, high performance epoxy grout that offers color uniformity, durability and stain resistance with extraordinary ease of use. Ideal for wet area applications.

Available in: Mini Unit (2.5-lb pail); Full Unit (4 Mini Units)

*Color Kit Available in 40 colors sold separately.

Laticrete PermaColor Select Grout



PermaColor Select an advanced high-performance two-part cementitious grout system with the industry's first dispersible dry pigment solution.

Available in: 10-pound bag

*Color Kit Available in 40 colors sold separately.

Laticrete PermaColor Select Color Kit



PermaColor Select Color Kit allows you to select from 2 bases, our PermaColor Select or SpectraLock Pro Premium epoxy grout.

Available in: 1 pack (1-to-1 ratio with both products)

COLORS AVAILABLE FOR ALL LATICRETE GROUTS

		
44 Bright White	56 Desert Khaki	60 Dusty Grey
		
45 Raven	34 Sandstone	18 Sauterne
		
90 Light Pewter	22 Midnight Black	24 Natural Grey
		
88 Silver Shadow	89 Smoke Grey	78 Sterling Silver
		
03 Silk	09 Frosty	16 Siltstone*
		
17 Marble Beige	23 Antique White	27 Hemp
		
30 Sand Beige	35 Mocha	38 River Rock*
		
39 Mushroom	40 Latte	41 Kashmir*
		
42 Platinum	43 Chocolate Truffle*	46 Quarry Red
		
50 Sea Glass*	52 Toasted Almond	53 Twilight Blue
		
55 Tawny*	57 Hot Cocoa	58 Terra Cotta
		
59 Espresso	61 Parchment	66 Chesnut Brown
		
67 Autumn Green	81 Butter Cream	85 Almond
		
87 Stormy Grey	91 Slate Grey	92 Saltillo*
		
93 Fossil	94 Walnut	95 Mink
		
96 Steamship	97 Iron	

* Special Order Only

CAULKS & SEALANTS

COLORFAST COLOR-MATCHED CAULKS



ColorFast Tile & Grout Siliconized Acrylic Caulk

Siliconized Acrylic, sanded caulk for joints up to ¼ inch. Paintable. Available in 12 Laticrete and 12 Bostik Grout colors.

Available in: 10.3 oz Tube



ColorFast Ultra-Performance Hybrid Sanded Caulk

Hybrid adhesive/sealant with a combination of latex, urethane and silicone. For joints up to 1" or larger. Paintable. Available in 12 Laticrete and 12 Bostik Grout colors. **Available in:** 10.3 oz Tube

AVAILABLE IN 12 COLORS THAT COORDINATE WITH BOSTIK (TOP) & LATICRETE (BOTTOM) GROUTS & CAULKS

H141 Flash Walnut



35 Mocha

H283 Hemp



57 Hot Cocoa

H143 Kahlua Cream



56 Desert Khaki

H189 Alabaster



23 Antique White

H145 Mobe Pearl



90 Light Pewter

H152 White



44 Bright White

H168 Silver Bullet



88 Silver Shadow

H198 Storm



89 Smoke Grey

H144 Misty Gray



78 Sterling Silver

H160 Delorean Gray



24 Natural

H195 Shadow



60 Dusty Grey


H142 French Gray




45 Raven

BOSTIK PURE SILICONE SEALANT

A specially formulated, neutral-cure, 100% silicone sealant for a variety of substrates such as ceramic tile, slate, wood, metal, glass, fiberglass, laminate and plastic. Designed for use in interior, exterior, intermittent wet and dry installations. Available in Clear and 35 Bostik Grout Colors. **Available in:** 10.1 oz Tube.



Clear



H152 White




H135 Antique White



H136 Brick



H138 Champagne



H139 Char Black



H141 Flash Walnut



H142 French Gray



H143 Kahlua Cream



H144 Misty Gray



H145 Mobe Pearl



H146 Natural



H147 Peaches & Cream



H148 Sand Beige



H150 Summer Wheat



H151 Taupe



H153 Almond



H158 Classic Bone



H160 Delorean Gray



H162 Jamaica



H163 Linen



H168 Silver Bullet



H171 Heron Blue



H178 Cashmere



H184 Portabella



H188 Buff



H189 Alabaster



H192 Latte



H195 Shadow



H196 Lunar



H197 Clay



H198 Storm



H199 Timber



H200 Steel



H224 Mushroom



H283 Hemp

CAULKS & SEALANTS

LATICRETE PREMIUM ACRYLIC SANDED CAULK



A high-performance silicized acrylic latex sealant designed for interior tile and stone applications. Ideal for a variety of caulking applications in bathrooms, kitchens, and floors. Can be used for caulking around sinks, tubs, and showers. Great for sealing joints between countertop and backsplashes or for corner joints where walls meet. **Available in:** 10.3 oz Tube

COLORS AVAILABLE

 44 Bright White	 17 Marble Beige	 18 Sauterne	 23 Antique White	 27 Hemp	 35 Mocha
 39 Mushroom	 40 Latte	 46 Quarry Red	 57 Hot Cocoa	 58 Terra Cotta	 60 Dusty Grey
 78 Sterling Silver	 85 Almond	 88 Silver Shadow	 89 Smoke Grey	 90 Light Pewter	 91 Slate Grey
 03 Silk	 09 Frosty	 24 Natural Grey	 22 Midnight Black	 30 Sand Beige	 34 Sandstone
 42 Platinum	 45 Raven	 52 Toasted Almond	 53 Twilight Blue	 56 Desert Khaki	 59 Espresso
 61 Parchment	 66 Chesnut Brown	 67 Autumn Green	 81 Butter Cream	 87 Stormy Grey	 93 Fossil
 94 Walnut	 95 Mink	 96 Steamship	 97 Iron		

LATICRETE LATISIL SILICONE SEALANT



High-performance, neutral cure, 100% silicone sealant for tile & stone applications. Equipped with anti-microbial technology to protect the treated article. Available in all 40 Laticrete colors shown above.

Available in: 10.3 oz Tube

OTHER SEALANTS



Laticrete Hydro Ban Adhesive & Sealant

A one component, fast curing, hybrid elastomeric adhesive and sealant. Specifically formulated to meet today's Green Building Standards with excellent adhesion on a wide variety of substrates.

Available in: 10.3 oz Tube and 20 oz Sausage



MasterSeal NP1 Sealant

A one-component, high-performance, non-priming, gun-grade, elastomeric polyurethane sealant. Requires no mixing and typically no priming to bond to concrete and masonry.

Available in: 10.1 oz Tube and 20 oz Sausage

MasterSeal HY-35 Urethane Sealant

HY-35: urethane based hybrid sealant used to bond all ABS components including end caps to trough allowing versatile adhesion and long term durability for waterproofing joint solution. **Available in:** 10.1-oz tube.

CLEANING & SEALING

TILE, STONE, & GROUT CLEANERS

Clean and revitalize your tile, stone, and grout installations with these specialized cleaners made for everything from daily to heavy duty use.



StoneTech Epoxy Grout Haze/Stripper

Fast-acting, water-based gel that works as an epoxy grout haze remover and can dissolve tough coatings from vertical and horizontal surfaces.

Available in: 1-quart and 1-gallon bottles.



StoneTech Stone & Tile Cleaner

A gentle, neutral daily cleaner formulated to remove tough everyday spills, dirt and grease on natural stone, tile, masonry and grout.

Available in: 24-ounce bottle



Bostik Blaze Urethane Grout Haze Cleaner

An effective way to clean tile surfaces after installing urethane based grouts. It can be used to remove haze which may remain after urethane grout installation.

Available in: 24-ounce bottle or 1-gallon.



StoneTech KlenzAll Cleaner

Heavy-duty strength, alkaline cleaner made to remove the toughest dirt, grease and grime from natural stone, tile, masonry and grout.

Available in: 1-quart bottle, concentrate.



StoneTech Revitalizer Cleaner/Protector

3-in-1 formula cleans, reseals, and defends against the growth of bacteria, mold and mildew on natural stone and grout.

Available in: 1-quart concentrate and 24-oz



StoneTech Oil Stain Remover

Ready-to-use, problem-solving solution to removing deep-set oil-based stains from natural stone, masonry, and grout.

Available in: 3-ounce can



Texspar Plus Grout Haze Cleaner

For tougher haze and stains, Texspar Plus offers quick removal of stubborn stains, grout haze, hard water deposits, oil, dirt, floor coatings.

Available in: 1-quart or 1-gallon bucket.

SEALERS

Protect your installations with these natural-look sealers in water-based or solvent-based solutions made for a range of porous and surface types.



StoneTech BulletProof Sealer

Water-based penetrating sealer that provides maximum stain and antimicrobial protection and can be used as a grout sealer, tile sealer, masonry sealer and many other applications.

Available in: 1-quart and 1-gallon bottles.



StoneTech Heavy Duty Sealer

Water-based penetrating sealer that provides maximum stain and antimicrobial protection and protects against oil and water-based stains on natural stone, tile, masonry, and grout; interior/ exterior.

Available in: 1-quart and 1-gallon bottles.



StoneTech Heavy Duty Exterior Sealer

A solvent-based penetrating sealer which offers advanced stain protection and weather resistance on natural stone, masonry and grout surfaces.

Available in: 1-quart and 1-gallon bottles.



StoneTech Enhancer Pro Sealer

A solvent-based color enhancing, penetrating sealer that provides maximum color and stain protection on natural stone, masonry and grout.

Available in: 1-quart and 1-gallon bottles.



StoneTech Impregnator Pro Sealer

A professional grade solvent-based penetrating sealer that blocks out oil- and water-based stains by impregnating into the surface without changing the original look or finish.

Available in: 1-gallon bottles.

STANDARD METAL PROFILES

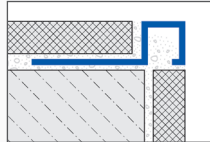
Transition seamlessly between tile and carpet or protect corner installations with these metal profiles. Choose from 3 shapes and multiple heights and finish colors.

Made from durable, professional-grade aluminum and sold in lengths of 98.5" (2.5 m).



Squareline 3/8"

Squareline Profiles can be used as a transition on walls and floors or as a profile for a contemporary home aesthetic. Available in 3/8" height x 98.5" length; with available outside corners.

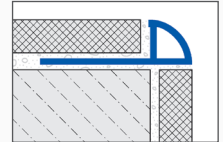


In 3 finishes: Chrome, Brushed Chrome, Brushed Bronze

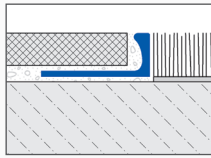


Durondell 11/32"

Durondell Quarter Round Profiles are an attractive edging profile for walls, floors, and corners. Available in 11/32" height x 98.5" length; with available inside and outside corners.



In 3 finishes: Chrome, Brushed Chrome, Brushed Bronze



Durosol "L"

Durosol "L" Profiles provide clean transitions between tile and carpet or hardwood. All colors available in lengths of 98.5", Aluminum, Black, and White also available in 118".

- 4 heights: 1/4", 5/16", 3/8", and 1/2"
- 14 finishes available shown below

	1/4"	5/16"	3/8"	1/2"
Aluminum (also Available in 118")		■	■	■
Black (also Available in 118")		■	■	■
Brushed Bronze		■	■	■
Brushed Mercury			■	
High Gloss Brushed Silver		■	■	■
High Gloss Brushed Titanium		■	■	
High Gloss Sliver	■	■	■	■

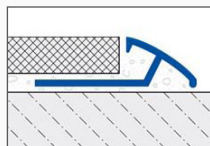
	1/4"	5/16"	3/8"	1/2"
High Gloss Titanium		■	■	
Matte Black		■	■	■
Natural Silver	■	■	■	■
Silver	■	■	■	■
Stainless Steel			■	■
Titanium		■	■	■
White (also Available in 118")		■	■	■

SPECIALTY METAL PROFILES

DuraTrans

Used where there are height differences between tiled surfaces and other flooring materials. Available in lengths of 98.5".

- 3 Heights Available: 7/16", 3/8", 5/16"
- In 2 finishes: Satin, Silver



Satin Finish

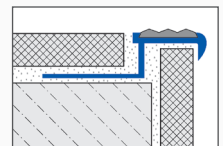


Silver Finish


DiamondStep Stairnose Edging

Slip-resistant stair nosing profile for tiled and natural stone steps. DiamondTred PVC safety inserts sold separately in 8 colors. Available in lengths of 98.5".

- 2 Heights Available: 3/8", 11/32"



Satin Finish




COLOR COORDINATING METALS

We selected our 12 best-selling grout colors and curated color-coordinating metal edge profiles, along with coordinating grouts and caulking for even more design possibilities.

- Creates seamless tile transitions
- Durable professional-grade aluminum
- Three profile shapes to choose
- 2 Available Lengths: 39.4", 98.4"
- One-meter length fits on a pallet for efficient shipping
- One-meter length is perfect for threshold spacing and backsplash transitions

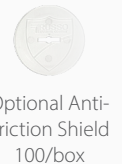
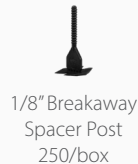


AVAILABLE IN 12 COLORS THAT COORDINATE WITH BOSTIK (TOP) & LATICRETE (BOTTOM) GROUTS & CAULKS



SPIN DOCTOR TILE LEVELING SYSTEM

Space, level, and align - all in one simple system. Spin Doctor makes large format tile installation faster and easier; no more fatigue from the use of special tools, both hands, or awkward repetitive motions. For tile, glass, and natural stone. Loose spin cap reduces installation time; allows longer reach with less strain.



GUARDIA PRO

Protect your valuable floors and hard surfaces against tools, sharp debris, paint, liquids, dirt, and other hazards. Suitable for flooring, stairs, counter tops, appliances, tables, furniture, plumbing fixtures and a variety of other applications.



EASY TO USE MATTE

Simply roll it out, overlap it and bend it around corners, frames, baseboards, and more and then you can focus on simply getting the job done.



POWERFUL & FLEXIBLE PROTECTION

Guardia is a tear resistant, waterproof, breathable and flexible mat that has an anti-slip self-adhesive coating on the bottom that keeps it in place. If you are looking for extra strength protection and absorbency, Guardia Pro Surface Protection is also available.



SAVES TIME, MONEY AND THE ENVIRONMENT

Since it is quick to install, requires no tape to connect overlaps and is reusable, it saves you time and money. Also, thanks to its 100% recycled and pollutant free production, it is environmentally friendly and thermally disposable.



36" x 100' 300 SF

24 rolls per pallet



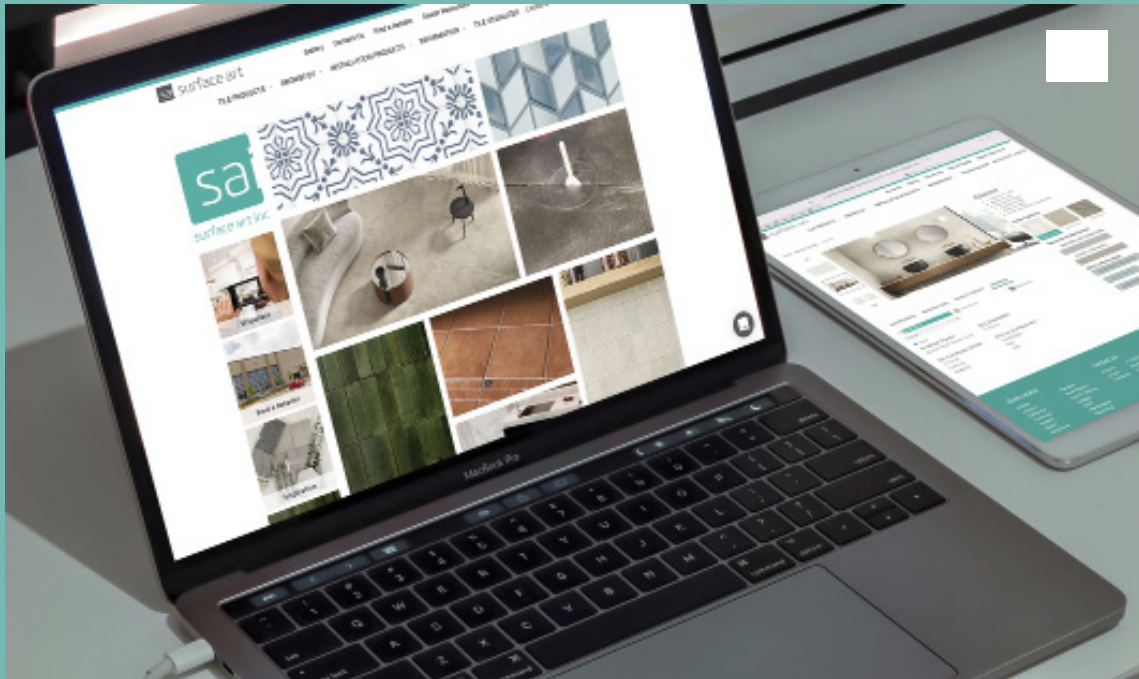
36" x 50' 150 SF

16 rolls per pallet

Surface Art Inc

Create art in your own home with Surface Art tile





Get everything you need at the newly designed surfaceartinc.com

- Complete Specifications
- Tile Variation Images
- Room Scenes
- Inventory Lookup
- Download Spec Sheets
- Order Samples
- See Recommended Complementary Products
- Tile Visualizer with Stock Photos or Upload Your Own



For All Devices

Optimized for desktop,
tablet, and mobile
devices



Inventory Lookup

Check live inventory
for all products



Live Chat

Get your questions
answered fast, weekdays
8am - 5pm PST



Scan to visit
the new
surfaceartinc.com